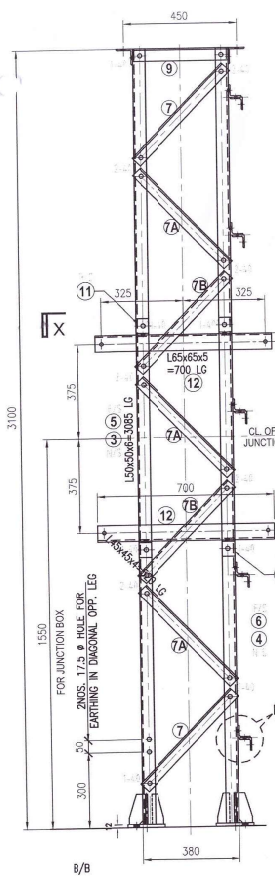

VIEW - A

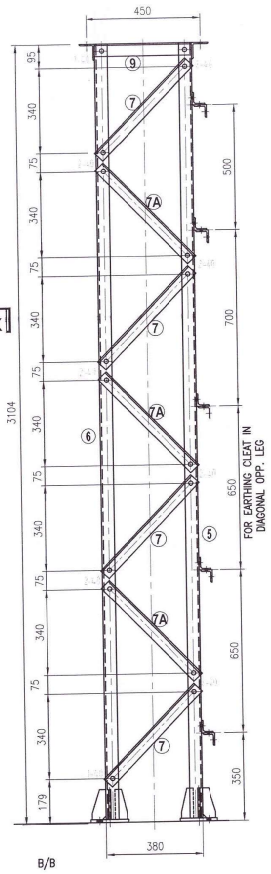

VIEW - C

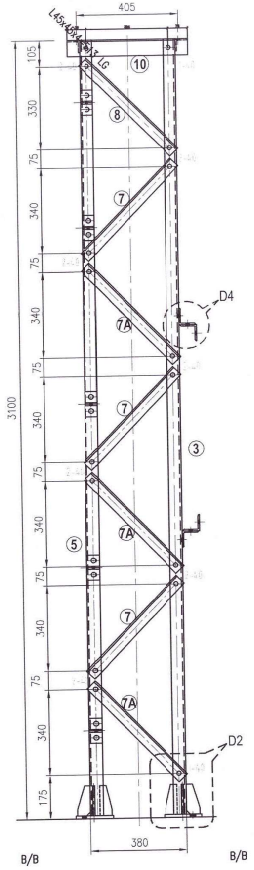

VIEW - B

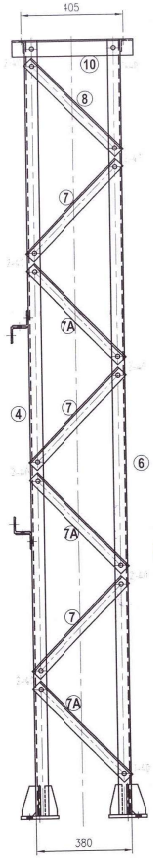

VIEW - D

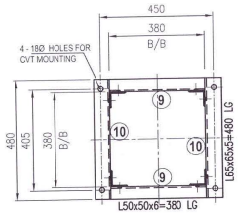

TOP PLAN

BOLTS & NUTS STATEMENT EXCLUDING 2% EXTRA				
BOLT TYPE	SIZE (Length in mm)	UNIT WT. Kg/pc	NOS	TOTAL WT Kg
	M-16 x 35 Lg.	0.117	0	0.000
	M-16 x 40 Lg.	0.125	100	12.500
	M-16 x 45 Lg.	0.133	0	0.000
	M-16 x 50 Lg.	0.141	0	0.000
	M-12 x 35 Lg.	0.062	10	0.620
STEP BOLT	M-16 x 175 Lg.	0.417	0	0.000
PACK WASHER FOR M-16 BOLTS				
PW-6	M-16 x 6 TH.	0.034	0	0.000
PW-8	M-16 x 8 TH.	0.045	0	0.000
SPRING WASHER				
12 DIA x 2.5 mm		0.004	10	0.040
16 DIA x 3.5 mm		0.009	100	0.900
TOTAL WT.OF FASTNERS =				14.060

BILL OF MATERIALS								
ERCN MKD.	ITEM NO	DESCRIPTION	WIDTH (mm)	LENGTH (mm)	NOS	UNIT WT IN (kg)	WT/Pcs IN (kg)	Weight IN (Kg)
220 KV CVT WITH JB	1	PL 12	150	150	4	94.20	2.12	8.48
	2	PL 8	61	120	16	62.80	0.46	7.36
	3	L50x50x6		3088	1	4.50	13.90	13.90
	4	L50x50x6		3088	1	4.50	13.90	13.90
	5	L50x50x6		3088	1	4.50	13.90	13.90
	6	L50x50x6		3088	1	4.50	13.90	13.90
	7	L45x45x4		520	26	2.70	1.40	36.40
	8	L45x45x4		513	2	2.70	1.39	2.78
	9	L50x50x6		380	2	0.00	0.00	0.00
	10	L65x65x5		480	2	4.50	2.16	4.32
	11	L65x65x5		50	4	4.90	0.25	1.00
	12	L65x65x5		700	2	4.90	3.43	6.86
	13	L50x50x5		50	10	3.80	0.19	1.90
	14	L50x50x5		50	10	3.80	0.19	1.90
		TENTATIVE WT OF STR. (without fastner)						126.60
		NO. OF ERCN.						1
		TOTAL WT.(kg) OF STR.						126.60

Deputy Manager (C)
Design & Project
AEGCL, Kahilipara, Ghy-19

Civil Expert
PT Feedback Infra
Indonesia

Asstt. General Manager (C)
Design & Project
AEGCL, Kahilipara, Ghy-19

APPROVED BY

General Manager (C)
O/o the MD, AEGCL, Bijulee Bhawan
Paltanbazar, Guwahati-1

REFERENCE DRAWING:

1. VENDOR DRG.
a) CG POWER AND INDUSTRIAL SOLUTION LIMITED
Drg No.-TECH3731-200C1----GENERAL ARRANGEMENT
245kV CVT (4400pF)

NOTES :-

1. ALL DIMENSIONS IN MM, LEVELS IN METER UNLESS NOTED OTHERWISE.
2. STRUCTURAL STEEL SHALL CONFORM TO IS:2062 & GRADE -E250A.
3. BOLTS / NUTS SHALL BE PROPERLY CLASS 5.6 & 5.0 RESPECTIVELY AS PER IS:12427, PACK WASHER TO IS:2016 & SPR. WASHER TO IS:3063.
4. STRUCTURAL STEEL MEMBERS INCLUDING FOUNDATION BOLTS SHALL BE GALVANIZED WITH MINIMUM 0.610 kg/m2 WEIGHT OF ZINC.
5. ALL BOLTS / NUTS M-16 (HOLE 18Ø) IF NOT SPECIFIED.
6. FABRICATION SHALL CONFORM TO IS:802(PART-2).
7. ALL BOLTS, NUTS & WASHERS SHALL BE HOT DIPPED GALVANIZED AS PER RELEVANT IS CODE.
8. FOUNDATION BOLTS SHALL CONFORM TO IS:5624 AND PROPERTY CLASS SHALL BE 4.6 AS PER IS:1367 (PART-3).
9. WELDING SHALL BE CARRIED OUT IN ACCORDANCE WITH IS:816. WELD SIZE = 6MM

PROTO CORRECTED

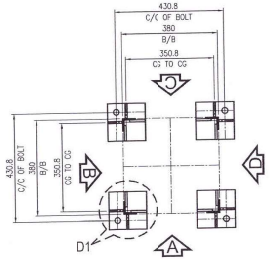

BASE PLAN

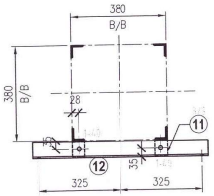

PLAN X - X

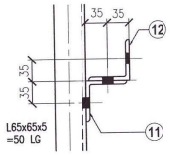

DETAIL - D4

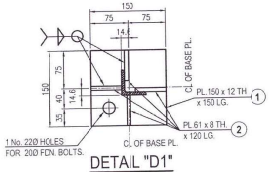

DETAIL "D1"

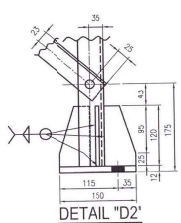

DETAIL "D2"

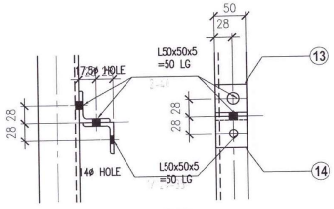

DETAIL "D3"

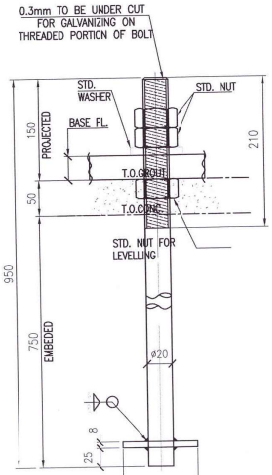

DET. OF 20Ø ANCHOR BOLT

1	SECOND SUBMISSION	PP	D.S	S.C	29.07.2025
0	FIRST SUBMISSION	PP	D.S	S.C	22.07.2025
REV	DESCRIPTION	PREP.	CHKD.	APPD.	DATE
		SIGN.			

OWNER	ASSAM ELECTRICTY GRID CORPORATION LIMITED
EPC (THIS DRAWING IS THE PROPERTY OF M/S TECHNO ELECTRIC & ENGG. CO. LTD. AND NOT TO BE COPIED OR USED WITHOUT THEIR PRIOR PERMISSION)	TECHNO ELECTRIC & ENGG. CO. LTD.
CONTRACT :	SUPPLY CONTRACT AND SERVICE CONTRACT SIGNED ON DATED XXXXX
PROJECT	CONSTRUCTION OF 400/220KV, GIS AT SONAPUR AND ASSOCIATED TRANSMISSION LINES AND BAY EXTENSION WORKS AT EXISTING 220KV SONAPUR GIS
SUBSTATION	400/220KV, GIS AT SONAPUR ASSAM
DRG. TITLE	SONAPUR SS - 220kV CVT WITH JB - FABRICATION DRAWING & BILL OF MATERIAL OF SUPPORT STRUCTURE
DRG. NO. :	- AEGCL-SONA-0816SN-CIV-2CVTSFAB-123
SCALE : 1:50	JOB NO: 0816SN SHEET 1 OF 2